

HUME ANGLICAN GRAMMAR



ANNUAL REPORT 2012

100 Mount Ridley Road, Mickleham Vic 3064
www.humegrammar.vic.edu.au

OVERVIEW

Hume Anglican Grammar is a co-educational Anglican Diocesan School offering education from Prep to Year 12 in the Northern growth corridor of Melbourne.

THE PHILOSOPHY

We aim to provide our students with an education that prepares them for the challenges of life, equips them to contribute to the community in an environment based on Christian values and at a cost affordable to as many families as possible.

Hume Anglican Grammar has an open enrolment policy so educates children from many faiths and with a diverse range of backgrounds and abilities. It has a strong sense of inclusivity and a community-minded focus.

GOVERNANCE

Hume Anglican Grammar Limited Board

Chair	Mr Richard St John	
Director	Mrs Naree Brooks	Appointed 07/03/2012
Director	Mr James Gordon	
Director	Mr Ray Hille	
Director	Mr Dwight King	
Director	Mrs Annette Leonard	
Director	Mr Andrew Mackenzie	Retired 31/12/2012
Director	Mr Doug Mahoney	Resigned 24/02/2012
Director	Rev Robert Newton	
Director	Mr Laurie Vella	Resigned 21/12/2012

In attendance

Board Minute Secretary Mrs Rosemary Scarlett

HUME ANGLICAN GRAMMAR STAFF

ABRAMOVIC	Lidija	B Ed, B Comm
ADAMS	Paul	BA, Ed B Ed
ALBAN	Tim	BA, Dip Ed
ANGUS	Nicole	B App Sci (PE)
BRIGANTI	Paul	B Ed, Grad Dip TESOL, Grad Cert VET, M Ed
DEAKIN	Amy	B Sc (Bio), Dip Ed
DE PETRO	Bianca	B Sc (Behavioural), Dip Ed
DERHAM	Tom	TPTC, Dip T, B Ed, M Ed
DODD	Alicia	BA/B Teach
EDWARDS	Tarrant	BA/B Teach
ELLIS	Fiona	BA, Grad Dip
ENG	Serene	BEEEng (Hons), Dip Ed
FARRELL	Victoria	BA, Dip Ed, M Ed
FINN	Stephanie	B Ed, Dip T
FORD	Robyn	BA, Dip Ed Teach
FRY	Rebecca	B Tchg BA Phyc
GEYER	Emma	BA, M Teach
GOMES	Pamela	BA Eng (Hons), B Ed
HUDSON	Ian	B Ed T Cert Toolmaking
HUNTER	Carmel	TPTC, TTLC Dip T, B Theo, Dip Min
JARVIS	Alysha	B Ed
KOCH	Richard	B Sc, Dip Ed, M Ed
KUTIN	Shirley	B Teach/Art
LALEAS	Koula	Dip Graph Des, Grad Dip Ed
LANG	Sarah	BA, Dip Ed
LAZARUS	Jennifer	B Ed, BA
LIU	Wei	MA, PGC Maths, Dip Ed, BA Eco
McDONALD	Lily	B Com B Ed
McKENZIE	Emma	B Ed
MACKENZIE	Andrew	BA (Hons), B Ed, M Ed, MACE, MACEL
MATHEW	Jisha	B Sc, B Ed, M Sc, M Ed
MITCHELL	Keshia	B Ed

PACE	Stephanie	Dip Music (ACU)
PHILLIPS	Susan	B Soc Sc, B Ed
PIKOS	Pina	B Teach, B Ed
RAKATAIRI	Debra	B App Sc, Grad Dip Ed, Cert App Sc
RHODES	Jade	B Ed, Cert CS
RIVETTE	Emma	B App Sc, Grad Dip Ed
SETTLE	John	B Ed, Dip Ed, B Ed, M Ed
SHATFORD	Sarah	BA, Ed
SHERWOOD	Robert	B Ed, Dip Prim Tchg
SMITH	Michael	B Mus, Dip Perf
SUMMERS	Lisa	BA/B Teach
WANG	Jing	BA, Dip Ed
WARING	Chanelle	BA (Eng Hons), B Ed
WILMANN	Sacha	B Ed Ed TESOL
WYATT	Vicky	BA, Dip Ed

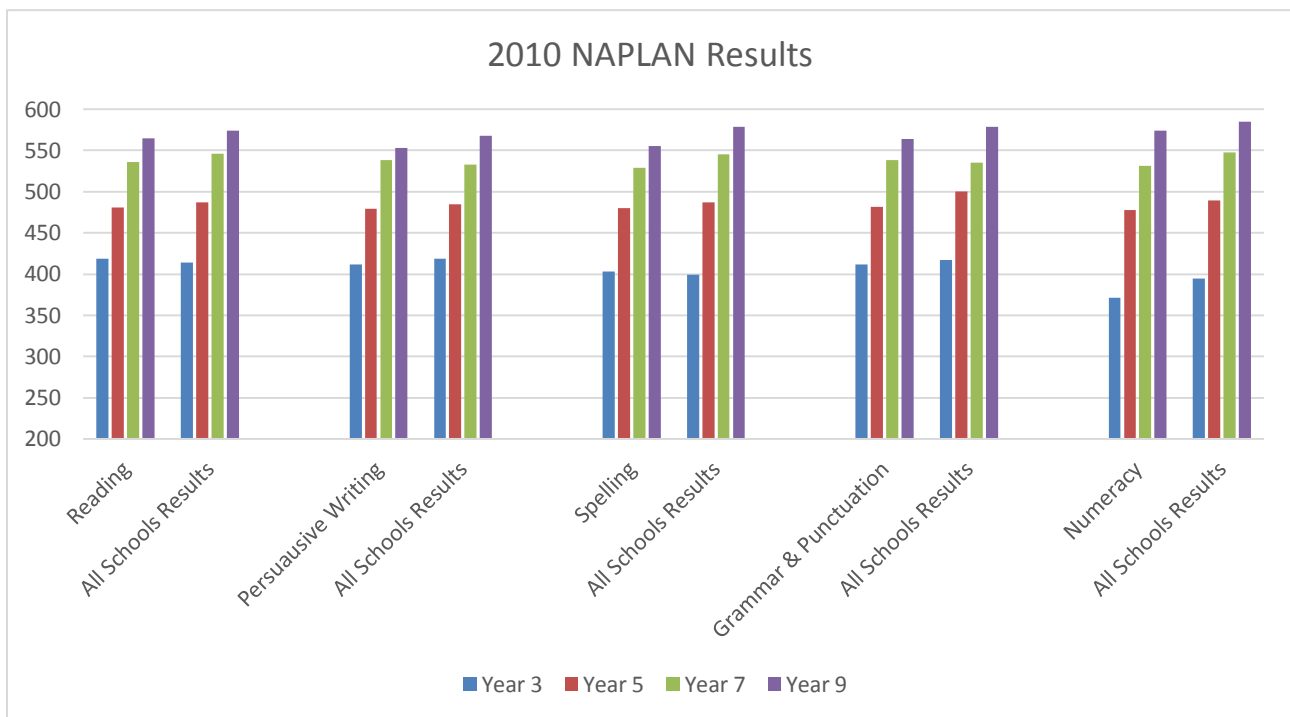
Non-Teaching Staff

BUCKLEY	Tracey	
BORG	Jodi	
CRAYDEN	Nigel	
CUMBO	Rita	
DALE	Joanne	
DEVESON	Carolyn	
GANDHI	Reema	
GREGG	Rachel	
GORDON	Dawn	
HAUGHTON	Gavin	
HERRMANN	Carolyn	
KLOPSTOK	Denise	
NICHOLS	Beverley	
SAMARAWICKREMA	Thanuja	
SCARLETT	Rosemary	B Ec CPA ADFM ADS RTA
THEUMA	Dianne	
WILSON	Tim	

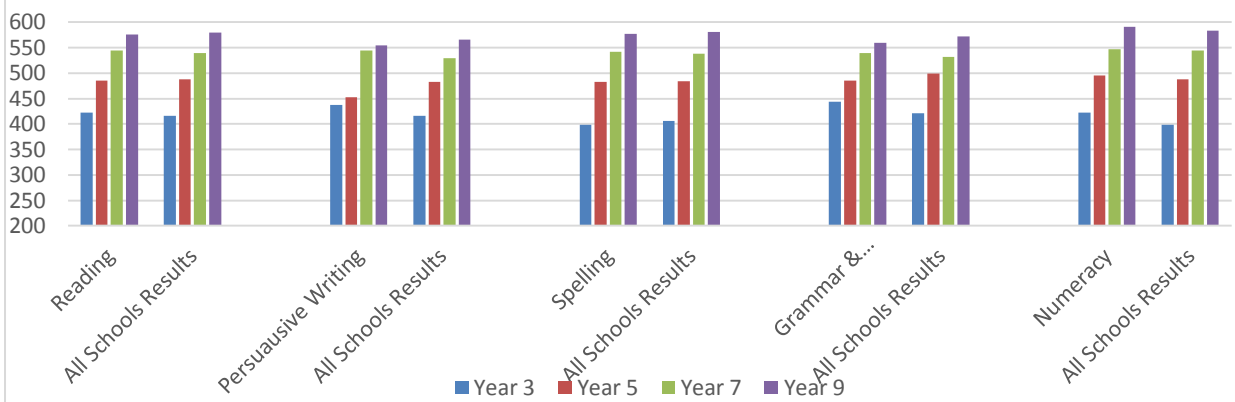
NAPLAN RESULTS

Below and over the page are comparison graphs indicating Hume Grammar NAPLAN mean scores for 2010, 2011 and 2012 and the Australian mean for 2012.

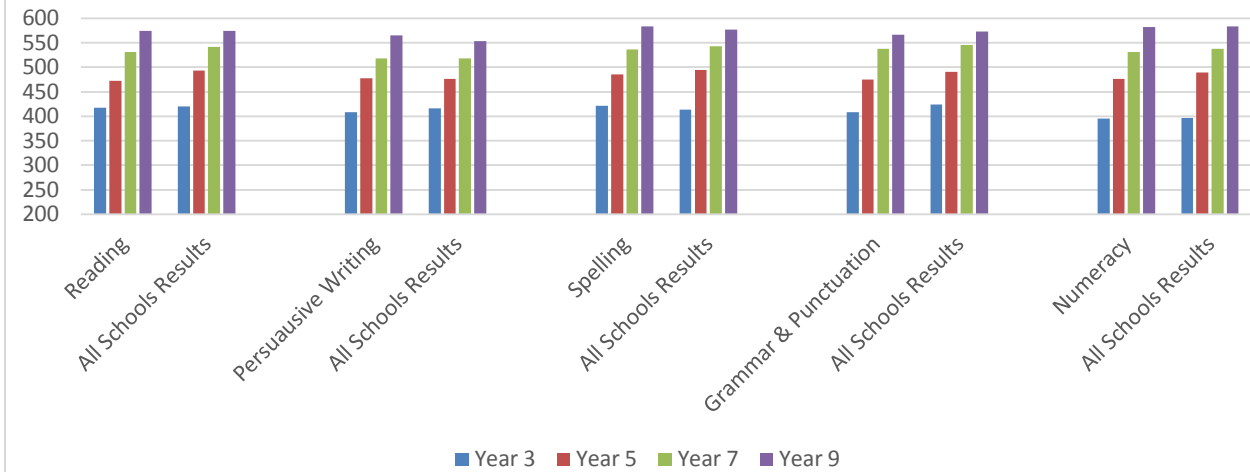
	2010 NAPLAN DATA				2011 NAPLAN DATA				2012 NAPLAN DATA			
	Year 3	Year 5	Year 7	Year 9	Year 3	Year 5	Year 7	Year 9	Year 3	Year 5	Year 7	Year 9
Reading	419	481	536	565	423	485	544	576	417	473	531	574
All Schools Results	414	487	546	574	416	488	540	580	420	494	542	575
Persuasive Writing	412	479	538	553	437	453	544	554	409	478	518	565
All Schools Results	419	485	533	568	416	483	529	566	416	477	518	554
Spelling	403	480	529	555	398	483	542	577	422	485	536	584
All Schools Results	399	487	545	579	406	484	538	581	414	495	543	577
Grammar & Punctuation	412	482	538	564	444	485	539	560	409	475	538	567
All Schools Results	417	500	535	579	421	499	532	572	424	491	546	573
Numeracy	371	478	531	574	422	496	547	591	395	477	532	583
All Schools Results	395	489	548	585	398	488	545	583	396	489	538	584



2011 NAPLAN DATA



2012 NAPLAN DATA



VCE/VCAL RESULTS ANALYSIS 2012
GENERAL OVERVIEW OF HUME ANGLICAN GRAMMAR YEAR 12 ACHIEVEMENT

Victorian Certificate of Applied Learning (VCAL):

- 2 Students were eligible for the award of the VCAL this year
- 100% achieved VCAL Intermediate level certification

Victorian Certificate of Education (VCE):

- 8 students were eligible for the award of the VCE this year
- 100% achieved VCE certification
- HAG is a designated "small school" with less than 20 students undertaking at least 1 Unit 3&4 sequence
- Subjects contributing to VCE certificates in 2012
- Median Study Score across all subjects: 28 (average for all VCE studies is 30)
- Zero study scores over 40 (representing students achieving in top 8% of the subject)

ATAR: [Australian Tertiary Admissions Rank]

This is a percentile ranking of students after their results are tallied according to VCAA policy. The highest possible rank is 99.95 which is received by the top 0.05% of students.

- 2012 HAG ATARs lie between 41 and 81
- Highest HAG ATAR was 80.80 meaning the student scored more highly than 80.8% of the Victorian class of 2012
- 62.5% of students finished in the top 50% of the state

DESTINATIONS

A summary of institutions and study fields is provided below for Hume Anglican Grammar Year 12 Class of 2012.

VTAC offers for VCE cohort

Institution	Study Field	Number of Students
La Trobe University	Health Sciences	1
	Health Sciences/Orthotics	1
Victoria University	Engineering/Automotive	1
	Education P-12	1
RMIT City	Engineering/Mechanical	1
Liberal Arts Swinburne TAFE Wantirna	Journalism	1
Macleay College	Journalism	1
RMIT	Nursing	1

VCAL cohort

Total (2) students who completed VCAL are currently employed.

STUDENT ATTENDANCE

The total student enrolment at census August 2012 was 649 (330 male and 319 female students). At the end of 2012, the total number of students was 626.

Year Level	Student Count	School Attendance Percentage
Prep	97	87.16%
1	62	87.56%
2	65	91.42%
3	55	88.36%
4	49	90.07%
5	51	92.77%
6	45	92.72%
7	86	90.38%
8	52	88.81%
9	55	92.50%
10	62	90.75%
11	31	91.37%
12	12	96.96%

PARENT, STUDENT AND TEACHER SATISFACTION

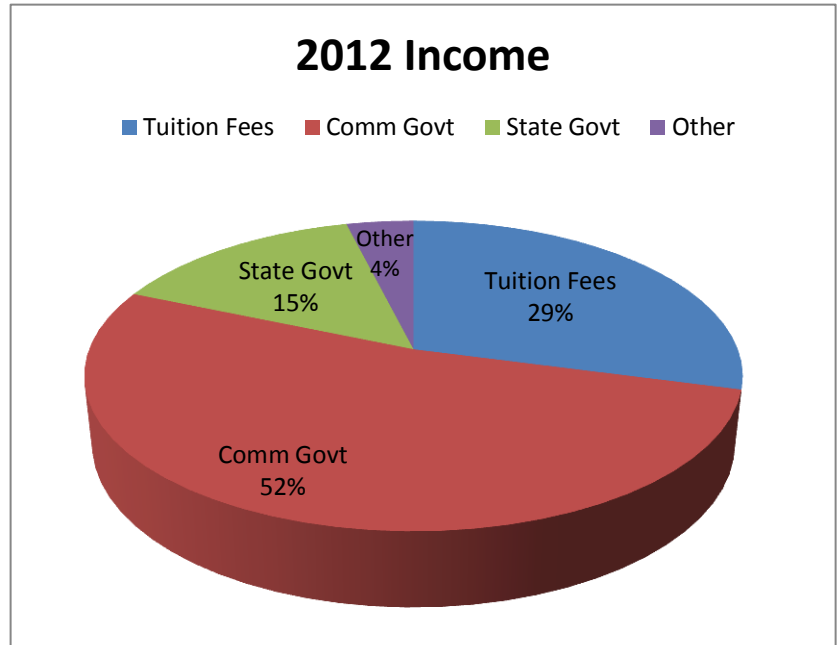
During June, 2012 a survey of all Parents was conducted. Some of the key points found were:

- "Approachability of teachers and administration and consideration of individual student and family circumstances."
- "Student behaviour is treated as paramount, resulting in reduced bullying and creating a conducive, learning environment."
- "The importance placed on pastoral care and the quality of teaching."
- "Teachers are approachable, friendly and always place the students' needs as a priority."
- "The community spirit between parents, children and staff is exceptional."

FINANCE

The major source of income for the School was Government grants (67%) and tuition fees (29%). The major expenditure item was employment costs (54%) and financing costs (25%).

INCOME	\$	%
Tuition Fees	2,583,313	29.12
Comm Gov't	4,636,180	52.27
State Gov't	1,306,072	14.72
Other	344,871	3.89
Total Income	\$8,870,436	100%



EXPENDITURE	\$	%
Employment Costs	4,927,963	54.33
Education and general	1,234,470	13.61
Financing	2,255,727	24.87
Buildings and Grounds	304,498	3.36
Capital	348,460	3.84
Total Expenditure	\$9,071,118	100%

